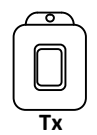


Project / Vessel **S.E.R.B.S : Start (Electric) Remote Blocking System**

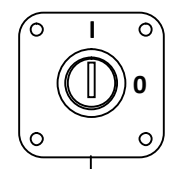
Bridge Deck



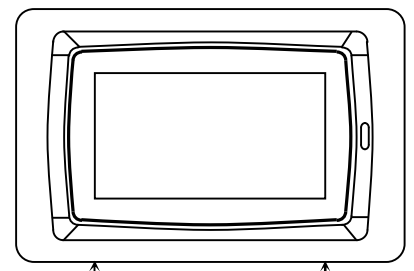
Remote Control



Isolation On/Off Key Lock Switch

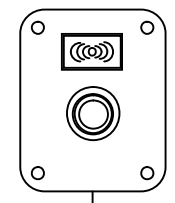


HMI 2 / Operator Panel



Master's or Owner's Cabin / Bedroom

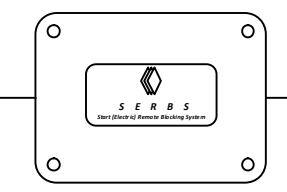
Push Button Illuminated Panic Switch



E/R Control Room

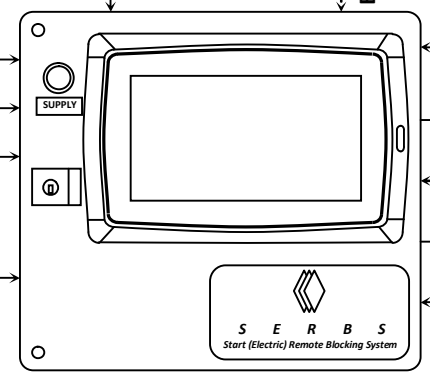
Ship's 24V DC Main Supply

Ship's 100-220V AC Supply



Reserve Battery Panel

24V DC Reserve Supply



Main PLC Control Panel

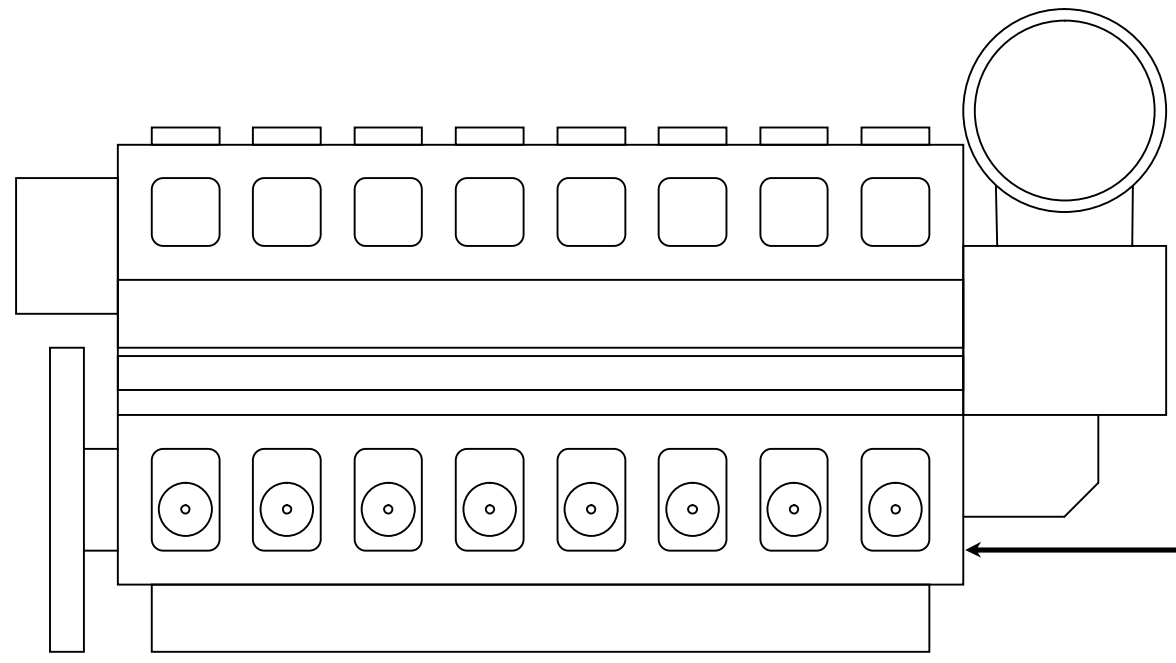
Potential Free Contacts (external Alarm)

Auto Mode - Activation Contacts

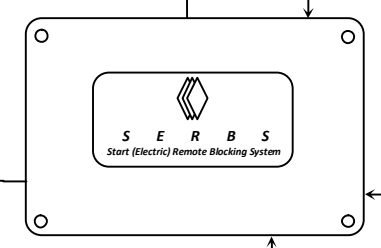
Relay Feedback Signals

Relay Control Signals

Main E/R Room



Main Engine(s)

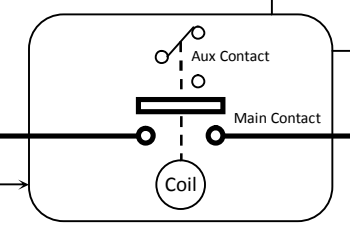


Local J/B Panel

Relay On/Off

Open Signal


Close Signal



Electrically Operated Blocking Relay

Start Electric Line

Start Electric Line



Start Batteries

Vessel's Battery Charger



SCALE:
NOT TO SCALE

TITLE:
SERBS : System Overview Schematic

C-VIGIL Ltd : marine
www.cvigil.co.uk

DWG No:
DWG001

DATE: Jan 2010 **SHEET No:** 1 of 3

REVISION:
C

DRAWN BY:
SS